

**Debut**  
SERIES

2020 Elegant Finishes & Fabulous Door Styles






## EXPLORE THE TRADITION

There's simply no question that the heart of today's home resides in the kitchen. Which is why we're thrilled to introduce The Debut Series which creates a comfortably elegant setting; it slows the pulse and warms the spirit, with an unending array of design options and accents. Features that include varying depths, extended stiles, flush finished end options, valance options, and specialty molding. As well as a vast array of durable, environmentally-friendly paint finishes. We invite you to explore the tradition that fine craftsmanship, beautiful finishes, and architectural detailing will bring to your kitchen.







**Debut™**  
SERIES



## SELECT CONSTRUCTION

Particleboard cabinet with plywood drawer



## START THE TRADITION

**Debut Series Select Construction** invites you to start a tasteful tradition with cabinets that artfully combine quality and efficiency. Set the tone for a beautiful space certain to become the warm heart of your home, a room where both cooking and congregating are a pleasure. Whether you're creating a new kitchen, completing a room or adding storage capacity throughout your home, we've got the expertise you deserve. Start a tradition of good taste today.



### SELECT CONSTRUCTION:

- Corner Gusset
- 3/4" particleboard Half depth adjustable shelves with natural birch laminate
- Fully concealed Standard European style wrap-around hinges. 6 way adjustable.
- Woodgrain laminate interior
- 1/2" Particleboard tops and bottoms with woodgrain laminate interior
- Laminate hardboard back
- 1/2" particleboard end panel with matching woodgrain laminate exterior
- 1/2" Particleboard hanging rails
- Solid wood face frame and center stile

### PREMIUM DRAWER

- 3/4" thick plywood dovetail drawer with UV clear finish



## ESTATE CONSTRUCTION

Particleboard cabinet with soft-close door and drawer





## MAKE IT UNIQUELY YOURS

Old-world craftsmanship meets high-tech application. **Debut Series Estate Construction** sets the standard for elegance and durability in your kitchen. The result is a hard-working, smoothly functioning cabinet. Hardwood face frame, center stile and hanging rails ensure stability and longevity. The European-inspired concealed hinges and soft-close drawer guides make this cabinet aesthetically pleasing and a pleasure to use. Make it uniquely yours by choosing your favorite wood, finish, door style and other semi-custom options.



Please note: The  indicates a construction change that has been added since the previous, **SELECT** box construction.

### ESTATE CONSTRUCTION:


- Corner Gusset
-  3/4" particleboard FULL depth adjustable shelves with natural birch laminate
-  Soft-close door system
- Woodgrain laminate interior

- 1/2" Particleboard tops and bottoms with woodgrain laminate interior
- Laminate hardboard back

- 1/2" particleboard end panel with matching woodgrain laminate exterior
- 1/2" Particleboard hanging rails

- Solid wood face frame and center stile

### ELITE DRAWER

-  Elite dovetail drawers include 5/8" thick solid hardwood sides and 1/4" plywood bottoms with full extension soft-close undermount drawer guides

## EXECUTIVE CONSTRUCTION

All plywood cabinet with UV clear finish on interior and exterior.  
Skins required on exposed ends.











Please note: The  indicates a construction change that has been added since the previous, ESTATE box construction.

## QUALITY FOR THE AGES


Your dream kitchen starts with heirloom-quality **Debut Series Executive Construction** cabinetry. These top-quality furnishings reflect the master's eye for elegant design. And they're constructed to outlast and outperform everything else in your kitchen. From the half-inch plywood tops, bottoms and solid back to the 3/4" adjustable shelf, **Executive Construction** surpasses all expectation. This fine cabinetry is fully customizable. Add the door styles and color choices that create a uniquely personal look. From daily use to elegant entertaining this fine cabinet delivers quality for the ages.



### EXECUTIVE CONSTRUCTION:

-  Stretcher Rail
-  3/4" plywood FULL-depth adjustable shelves with UV clear finish
-  Soft-close door system
-  Veneer UV clear finish on interior
-  1/2" plywood end panels with UV clear finish on interior and exterior
-  1/2" solid plywood back
-  1/2 plywood tops and bottoms with veneer - UV clear finish on interior
-  Solid wood face frame and center stile

### ELITE DRAWER

-  Elite dovetail drawers include 5/8" thick solid hardwood sides and 1/4" plywood bottoms with full extension soft-close undermount drawer guides

	SELECT	ESTATE	EXECUTIVE
<b>FACE FRAME:</b>	<ul style="list-style-type: none"> <li>Solid wood face frame 1 3/4" x 3/4" doweled, glued and stapled.</li> </ul>	<ul style="list-style-type: none"> <li>Solid wood face frame 1 3/4" x 3/4" doweled, glued and stapled.</li> </ul>	<ul style="list-style-type: none"> <li>Solid wood face frame 1 3/4" x 3/4" doweled, glued and stapled.</li> </ul>
<b>CENTER STILE:</b>	<ul style="list-style-type: none"> <li>Solid wood center stile is 3 1/2" x 3/4"</li> </ul>	<ul style="list-style-type: none"> <li>Solid wood center stile is 3 1/2" x 3/4"</li> </ul>	<ul style="list-style-type: none"> <li>Solid wood center stile is 3 1/2" x 3/4"</li> </ul>
<b>TOP SUPPORT:</b>	<ul style="list-style-type: none"> <li>Corner Gussets</li> </ul>	<ul style="list-style-type: none"> <li>Corner Gussets</li> </ul>	<ul style="list-style-type: none"> <li>Stretcher Rail</li> </ul>
<b>DRAWER:</b>	<ul style="list-style-type: none"> <li>Premium Drawer: 3/4" plywood dovetail drawer with UV clear finish</li> </ul>	<ul style="list-style-type: none"> <li>Elite Drawer: Soft-close dovetail drawer</li> </ul>	<ul style="list-style-type: none"> <li>Elite Drawer: Soft-close dovetail drawer</li> </ul>
<b>HINGE:</b>	<ul style="list-style-type: none"> <li>Fully concealed wrap-around hinges. 6 way adjustable</li> </ul>	<ul style="list-style-type: none"> <li>Soft-close door system</li> </ul>	<ul style="list-style-type: none"> <li>Soft-close door system</li> </ul>
<b>END PANELS:</b>	<ul style="list-style-type: none"> <li>1/2" particleboard end panels with matching woodgrain laminate exterior</li> </ul>	<ul style="list-style-type: none"> <li>1/2" particleboard end panels with matching woodgrain laminate exterior</li> </ul>	<ul style="list-style-type: none"> <li>1/2" plywood end panels with UV clear finish on interior and exterior</li> </ul>
<b>TOPS &amp; BOTTOMS:</b>	<ul style="list-style-type: none"> <li>1/2" particleboard tops and bottoms with natural birch laminate</li> </ul>	<ul style="list-style-type: none"> <li>1/2" particleboard tops and bottoms with natural birch laminate</li> </ul>	<ul style="list-style-type: none"> <li>1/2" plywood tops and bottoms with veneer - UV clear finish on interior</li> </ul>
<b>BACK SUPPORT:</b>	<ul style="list-style-type: none"> <li>1/2" particleboard hanging rail</li> </ul>	<ul style="list-style-type: none"> <li>1/2" particleboard hanging rail</li> </ul>	<ul style="list-style-type: none"> <li>Hanging rails removed, solid back</li> </ul>
<b>BACK :</b>	<ul style="list-style-type: none"> <li>1/8" laminated hardboard back</li> </ul>	<ul style="list-style-type: none"> <li>1/8" laminated hardboard back</li> </ul>	<ul style="list-style-type: none"> <li>1/2" solid plywood back</li> </ul>
<b>SHELVES:</b>	<ul style="list-style-type: none"> <li>3/4" particleboard HALF depth adjustable shelves - with natural birch laminate</li> </ul>	<ul style="list-style-type: none"> <li>3/4" particleboard FULL depth adjustable shelves - with natural birch laminate</li> </ul>	<ul style="list-style-type: none"> <li>3/4" plywood FULL depth adjustable shelves with UV clear finish</li> </ul>
<b>INTERIOR:</b>	<ul style="list-style-type: none"> <li>Interior: laminate woodgrain - with natural birch laminate</li> </ul>	<ul style="list-style-type: none"> <li>Interior: laminate woodgrain - with natural birch laminate</li> </ul>	<ul style="list-style-type: none"> <li>Interior: veneer UV clear finish</li> </ul>





## EXCEPTIONAL CRAFTSMANSHIP

Our state-of-the-art facility, ensures a finish that will highlight the characteristics; giving wood beauty, color and depth. This gives all of our stains in our cabinet collection an elegant “furniture touch”. The Debut Series offers many semi-custom options so you can create your own unique design.



## OPTIONS:

- Flush finished ends
- Mantle hoods
- Increased or reduced cabinet depth
- Clipped corners
- Specialty molding
- Valance options
- Turned posts & table legs





# WOOD SPECIES



## 1. CHERRY

Cherry's smooth, tight-grained, rich color, and stability have won high favor for use in kitchen cabinetry. Cherry ranges in color from white to deep red-brown. It is exceptionally stable & unsurpassed in its finishing qualities. Cherry's color deepens, mellows, with age due to its unique photosensitivity.



## 2. MAPLE

Maple is a strong, evenly-textured wood with a natural luster. While it is very uniform, you will notice random mineral streaks, worm tracks, or birds-eye patterns. The grain is primarily straight, but can be wavy at times. Maple is a closed-grain wood that sands to a very smooth finish. As it ages, maple will take on a golden hue. Due to the density & hardness of maple, natural expansion & contraction may be more apparent at joints than with softer hardwoods.



## 3. HICKORY

Hickory is a relatively smooth hardwood chosen for its dramatic color and shade variation and its prominent grain. Color can vary from nearly white to medium-brown. Bird pecks, small pin knots, and mineral streaks are common in hickory.



## 4. RUSTIC

Rustic Hickory is a relatively smooth hardwood chosen for its dramatic color and shade variation and its prominent grain. Color can vary from nearly white to medium-brown. Bird pecks, small pin knots, and mineral streaks are common in hickory.



## 5. OAK

Red oak is strong, warm, and open-grained. Because of oak's open grain it has a semi-smooth feel after it has been finished. Oak stains easily and evenly with a pronounced grain. Some color variation from reddish-tan to medium-brown is possible in its natural state. Occasional pin knots and mineral streaks are also characteristic of oak.



## 6. THERMAFOIL

Produced using a high quality 3/4" MDF "Medium Density Fiberboard". After door preparation, the MDF is wrapped with a durable vinyl like product "Thermafoil", by using a combination of heat and pressure.



## 7. TRUE TOUCH

Built from revolutionary alternative materials, True Touch gives you the perfect embossed texture of stained wood. Components are always environmentally safe & low maintenance. Made from engineered wood that is stable & robustly built, these materials completely eliminate the concern of expansion and contraction.

## 8. MDF

MDF is made from an engineered wood product with a consistent core and a smooth surface. More durable than solid hardwoods, MDF is more resistant to warping, expansion and contraction than other hardwoods.

# CHERRY 11 DOOR STYLES • 15 FINISHES

Please Note: Arch Doors Are Available On Upper Cabinets Only


SO= Standard Overlay Doors  
FO= Full Overlay Doors  
V= Veneer Center Panel  
SW= Solid Wood Center Panel



Madison Cherry  
Medium Harvest  
SO • V



Princeton Cherry  
Natural Harvest  
SO • V



Wexford Cherry Natural  
FO • V



Capri Cherry Medium  
SO • V



Oxford Cherry Natural  
FO • V



Cambridge Cherry  
Natural Harvest  
FO • V



Athena Cherry  
Cabernet Harvest  
FO • SW

Athena Arch Cherry  
Natural  
FO • SW



Torino Cherry  
Mocha Sable  
FO • SW



MonteCarlo Cherry  
Mocha Harvest  
FO • SW



Barcelona Cherry  
Amaretto  
FO • SW



## CHERRY FINISHES



Natural



Natural Harvest



Natural Sable




Medium




Medium Harvest



Medium Sable



Amaretto




Amaretto Harvest




Amaretto Sable




Mocha




Mocha Harvest\*




Mocha Sable



Cabernet



Cabernet Harvest\*



Cabernet Sable

**Wexford Doors are not available with Glaze**

\*Note: The glaze on Mocha Harvest and Cabernet Harvest is very subtle.



# MAPLE 28 DOOR STYLES • 57 FINISHES

Please Note: Arch Doors Are Available On Upper Cabinets Only

SO= Standard Overlay Doors  
FO= Full Overlay Doors  
V= Veneer Center Panel  
SW= Solid Wood Center Panel



Madison Maple  
Natural Harvest  
SO • V



Quincy Maple  
Ash  
SO • V



Princeton Maple  
Light  
SO • V

Kensington Maple  
Ivory Harvest  
SO • V



Wexford Maple  
Slate  
FO • V

Oxford Maple  
Cabernet Harvest  
FO • V



Prescott Maple  
Toast Harvest  
FO • V



Southport Maple  
Walnut  
FO • V



Chelsea Maple  
Web Gray  
FO • V



Durham Maple  
Amaretto  
FO • V



Verona Maple  
Light Harvest  
FO • V  
Also Available in Arch  
(Arch color shown is Natural)



Portofino Maple  
Toast  
SO • SW  
Also Available in Arch  
(Arch color shown is Light)



Chatham Maple  
Ivory  
FO • V





Vista Maple  
Ivory  
**FO • V**




Capri Maple  
Cabernet  
**SO • V**



Ashford Maple  
Mocha  
**FO • V**



Nottingham Maple  
In The Navy  
**FO • V**



Cambridge Maple  
Bisque Harvest  
**FO • V**



Norwich Maple  
Platinum  
**FO • V**




Sheffield Maple  
Espresso  
**FO • V**



Catalina Maple  
Charcoal  
**FO • SW**



Athena Maple  
Ebony Distressed (A) ★  
**FO • SW**  
Also Available in Arch  
(Arch color shown is Web Gray)



Torino Maple  
Walnut  
**FO • SW**



MonteCarlo Maple  
Bisque Harvest  
**FO • SW**



Barcelona  
Maple  
Amaretto  
**FO • SW**

## MAPLE FINISHES (Also See Maple Color Tones and Accent Color Tones page 15)




Natural



Natural Harvest



Natural Sable



Light



Light Harvest




Light Sable



Toast




Toast Harvest




Toast Sable




Amaretto




Amaretto Harvest




Amaretto Sable



Mocha




Mocha Harvest\*



Mocha Sable




Cabernet




Cabernet Harvest\*




Cabernet Sable




Charcoal




Charcoal Harvest




Charcoal Sable



Espresso



Walnut



Walnut Sable

## MAPLE ACCENT STAINS



Smoke ★



Smoke Harvest ★



Smoke Sable ★

## Maple Distressed Finish

(See The Art of Distressing page 24)

Available in the following options:

- Executive Construction Only
- Color Tones and Accent Color Tones
- Accent Stains and ColorSPLASH

Available on these specific maple doors:

Portofino	Torino
Athena	MonteCarlo
Catalina	

## Maple Accent Stains

★ Only available on Estate and Executive Construction: Skins required on exposed ends

★ These finishes are meant to be used as accent colors for certain selected cabinets in your project.

Quincy, Wexford, and Ashford Maple Doors are not available with Glaze \*Note: The glaze on Mocha Harvest, Cabernet Harvest and Charcoal Harvest is very subtle.



# MAPLE & MDF FINISHES

(See MDF Doors page 16)

## Maple & MDF Accent Color Tones:

★ Only available on Estate and Executive Construction: Skins required on exposed ends

★ These finishes are meant to be used as accent colors for certain selected cabinets in your project.

## Maple & MDF

COLOR **SPLASH**

(See ColorSPLASH page 22)

Available on all Maple & MDF door styles in Executive Construction.

## MAPLE & MDF COLOR TONES



Ivory



Ivory Harvest



Bisque



Bisque Harvest



Ash



Ash Harvest



Pewter



Pewter Harvest



Ebony

## MAPLE & MDF ACCENT COLOR TONES ★



Sandstone ★



Sandstone Harvest ★



Sandstone Sable ★



Platinum ★



Platinum Harvest ★



Platinum Sable ★



Slate ★




Slate Harvest ★



Slate Sable ★



Frost ★



Frost Harvest ★



Zinc ★



Zinc Harvest ★



Web Gray ★



Web Gray Sable ★



Iron Ore ★




Iron Ore Sable ★



In The Navy ★



In The Navy Sable ★



Suede Stone ★



Suede Stone Harvest ★

Quincy, Wexford, and Ashford Maple Doors & Dublin and Nova MDF Doors are not available with Glaze

**NEW**

# MDF

## 3 DOOR STYLES • 30 FINISHES


SO= Standard Overlay Doors  
FO= Full Overlay Doors  
V= Veneer Center Panel  
SW= Solid Wood Center Panel  
MDF = Medium Density Fiberboard



Bristol  
Ivory  
**SO • MDF**



Dublin  
Ash  
**SO • MDF**



Nova  
Platinum  
**FO • MDF**

## MDF FINISHES

**Available in 9 Color Tones  
and 21 Accent Color Tones**

(See Maple & MDF Finishes page 15 to view colors)

**Dublin and Nova Doors are not available with Glaze**



# HICKORY & RUSTIC HICKORY

## 6 DOOR STYLES • 9 FINISHES

Please Note: Arch Doors Are Available On Upper Cabinets Only



Madison Hickory Medium  
SO • V



Capri Hickory Natural  
SO • V



Oxford Hickory  
Medium Harvest  
FO • V



Torino Hickory Medium Harvest  
FO • SW



Athena Hickory  
Natural  
FO • SW



Athena Arch Hickory  
Mocha  
FO • SW



Athena Rustic  
Natural  
FO • SW



Athena Arch Rustic  
Medium  
FO • SW


## HICKORY FINISHES



Natural



Natural Harvest



Natural Sable




Medium



Medium Harvest




Medium Sable



Mocha



Mocha Harvest\*



Mocha Sable

\*Note:

The glaze on Mocha Harvest is very subtle.

## RUSTIC HICKORY

*Only available in 3 finishes:*

• Natural • Medium • Mocha

# OAK 10 DOOR STYLES • 28 FINISHES

Please Note: Arch Doors Are Available On Upper Cabinets Only

SO= Standard Overlay Doors

FO= Full Overlay Doors

V= Veneer Center Panel

SW= Solid Wood Center Panel



Madison Oak Light  
SO • V



Quincy Oak Walnut  
SO • V




Princeton Oak  
Mocha Harvest  
SO • V



Capri Oak Light  
SO • V



Oxford Oak Mocha  
FO • V



Portofino Oak  
Natural  
SO • SW



Portofino Arch  
Oak Mocha  
SO • SW



Athena Oak  
Medium Harvest  
FO • SW



Athena Arch Oak  
Light Harvest  
FO • SW



Torino Oak Charcoal  
FO • SW



## OAK FINISHES




Natural



Natural Harvest




Natural Sable



Light



Light Harvest




Light Sable



Medium




Medium Harvest



Medium Sable




Mocha



Mocha Harvest\*




Mocha Sable



Cabernet



Cabernet Harvest\*



Cabernet Sable



Charcoal



Charcoal Harvest\*




Charcoal Sable



Walnut



Walnut Sable



Espresso

## COLOR TONES



Ivory



Ivory Harvest



Bisque



Bisque Harvest



Pewter



Pewter Harvest



Ebony

\*Note: The glaze on Mocha Harvest, Cabernet Harvest and Charcoal Harvest is very subtle.

# THERMAFOIL 10 DOOR STYLES • 6 FINISHES

Please Note: Arch Doors Are Available On Upper Cabinets Only

SO= Standard Overlay Doors

FO= Full Overlay Doors

T= Thermafoil

TT= True Touch



Aspen Thermafoil  
White  
**SO • T**



Artic Thermafoil White  
**SO • T**



Nordic Arch Thermafoil  
White  
**FO • T**



Nordic Thermafoil  
White  
**FO • T**



Nordic Thermafoil  
Classic White  
**FO • T**



Seabreeze  
Arch  
Thermafoil  
White  
**FO • T**



Seabreeze Thermafoil  
Square White  
**FO • T**



Brighton Thermafoil  
Square White  
**FO • T**




Everest Thermafoil White  
**FO • T**



Concord Thermafoil White  
**FO • T**

## THERMAFOIL FINISHES

Available in all doors:



White



Bisque

Available in Concord Only:



Mist



Smoke



Charcoal



Walnut



# TRUE TOUCH 3 DOOR STYLES • 8 TEXTURES



Avalon Charcoal  
FO • TT




Prism Smoke  
FO • TT



Vogue Suede Stone  
FO • TT

## TRUE TOUCH TEXTURES

Available in Avalon and Prism:



Cabernet



Smoke



Charcoal



Espresso

Available in Prism Only:



Ivory

## ACCENT TEXTURES

Available in Vogue Only:



Frost ★



Suede Stone ★



Zinc ★

★ Only available on Estate and Executive Construction: Skins required on exposed ends



## ColorSPLASH™

### Order Custom Painted Cabinets of Your Choice Today!

Color-Splash allows you the opportunity to put your own personal splash of color into your life. Because every dream has its own unique color, The Debut Series is proud to offer these cabinets in the full offering of colors from Sherwin - Williams®.

COLOR **SPLASH**





## Strong, Full Color Offering.

Colors can be selected from the standard Sherwin-Williams® fan deck, the same one used by Sherwin-Williams® paint stores nationwide.

**Available On All Maple Door Styles  
in Executive Construction Only**

COLOR **SPLASH**

**SHERWIN  
WILLIAMS**



Cover The Earth® and Sherwin-Williams® are federally registered trademarks of The Sherwin-Williams Company or one of its wholly owned subsidiaries.





## THE ART OF DISTRESSING

### Order From 3 Distinct Distressed Cabinet Options

Choose from options A, B or C:

A. Sand-off

B. Antiqued Rubbed Sand-off • Worm Holes

C. Distressed Antiqued Rubbed Sand-off • Worm Holes • Thread Marks

Legacy has developed a distressing guideline with three distinct designs, allowing you the option to decide what best fits your personal style. Like any other distressed item, no two items will look alike.

### Choose From 5 Maple Door Styles:

Portofino, Athena, Catalina,  
Torino, and MonteCarlo

Available in Executive Construction Only

A. Sand-off




B. Antiqued Rubbed Sand-off • Worm Holes





### C. Distressed Antiqued Rubbed Sand-off • Worm Holes • Thread Marks



## Distressing Available In All Standard Debut Series Colors

Color Tone

Color Tone with Artist Brush Glaze

Color Tone with Old-World Hand-Crafted Glaze

Accent Color Tone

Accent Color Tone with Artist Brush Glaze

Accent Color Tone with Old-World Hand-Crafted Glaze

Accent Stain and Accent Stain with Artist Brush Glaze

## Also Available in Color Splash

ColorSPLASH

ColorSPLASH with Artist Brush Glaze

ColorSPLASH with Old-World Hand-Crafted Glaze

COLOR **SPLASH**

See page 22 for details

ART OF **GLAZING**

See page 26 for details



## THE ART OF GLAZING

### Artist Brush Glaze

#### Improved Consistency

Now that glazing has become available on almost every door style in the Legacy line up, more and more glazed standard overlay products are being ordered. In order to keep the consistency between the door and the face frame, we have developed a new technique, which we call "The Artists Brush". As we all know, no two doors are alike but this technique allows us to individually work on each component one at a time, developing a distinct accent. These artistic hand painted accents emphasize the details of each profile in its own unique way.

### Old-World Hand-Crafted Glaze \*

#### Consistently Inconsistent

The true art of flood glazing involves an hand wiped technique that in some cases leaves behind an overlay of color, as well as accented tones of glazing in the corners and recesses of the door. As seen in the pictures, our goal is to create a specific look that we like to call, "Consistently, Inconsistent". No two doors will look alike. Our new flood glaze process will cover the entire finished exterior of the cabinet, face frames and end panels included.

**\* Available in Executive Construction Only**

### Artist Brush Glaze



### Old-World Hand-Crafted Glaze \*





# Warranty

Legacy Cabinets, Inc. warrants its “covered products” to the original consumer purchaser to be free from all defects in workmanship and material under normal use for a period of five years from the original date of purchase. “Covered products” includes cabinet boxes, doors, drawers, shelves, and accessories that are manufactured by Legacy Cabinets, Inc. Any accessories or other products sold with or as a part of any “covered product” that were not manufactured by Legacy Cabinets, Inc. are excluded from the definition of “covered products” and coverage by this limited warranty.

Legacy Cabinets, Inc. will replace defective “covered products” for the original consumer purchaser free of charge during the warranty period as long as the Legacy Cabinets distributor is contacted within the warranty period in the following manner. In order to receive replacement products under the terms of this warranty, the original consumer purchaser must contact the distributor in writing within the warranty period. The writing must include (1) a description of the product, (2) the date and place of purchase, (3) a description of the defect, (4) a request that the product be replaced, and (5) proof of purchase.

This warranty does not cover misuse, abuse, improper storage, neglect, acts of God, exposure to moisture, exposure to extreme temperatures, warped items or improper installation. Additionally, this warranty does not cover wear or deterioration that results from natural aging, including expansion and contraction. Any incidental, consequential, or other damages of any kind or nature are also excluded. This warranty does not cover discoloration such as lightening or darkening due to light exposure, natural or artificial. Age, lighting, and exposure to the elements all have an expected and natural effect on wood and are not considered to be manufacturer’s defects that are covered by this warranty.

This warranty does not include any expenses incurred in removal, shipment, or reinstallation of the “covered products”. Legacy Cabinets, Inc. will not assume or authorize anyone to assume for us, any liability in connection with the sale of Legacy’s products. This warranty shall not apply in storage situations where loading exceeds the Kitchen Cabinet Manufacturers Association testing and certification standards. In addition, this warranty shall not apply to any products used or installed in conjunction with Legacy Cabinets such as plumbing fixtures, countertops, or appliances.

Legacy Cabinets, Inc. reserves the right to change design, specifications, and materials as conditions require when improvements are developed. The manufacturer has no obligations to incorporate such changes in products previously manufactured.

Upon inspection, Legacy Cabinets, Inc., at their discretion, will either replace or repair the defective product. Replacement parts may not match your existing cabinetry due to changes in the finish and wood over time.

This warranty is non-transferable.

This warranty gives you specific legal rights. You may also have other rights, which vary from state to state.



## SAMPLES

**While every effort has been made to duplicate actual stain colors in the printed materials, we recommend that you view an actual color block or door sample before you purchase.**



**Debut™**  
SERIES







285 Legacy Boulevard, Eastaboga, AL 36260    [www.legacycabinets.com](http://www.legacycabinets.com)



5M6-20v3